

MONTHLY MEMBERSHIP PROGRESS REPORT

District 43 Y

Results as of: 6/30/2020

GMT:

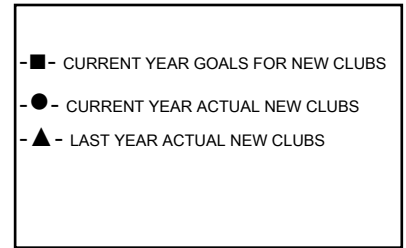
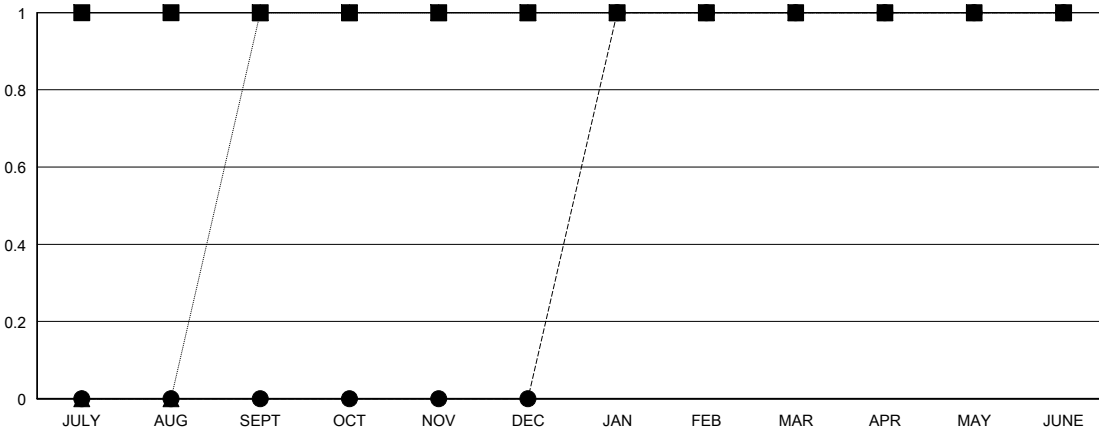
LOCATION KENTUCKY

GMT CA

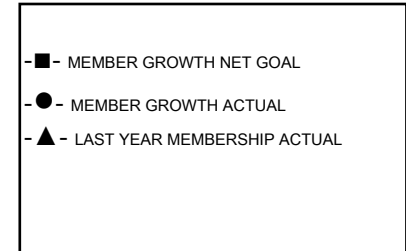
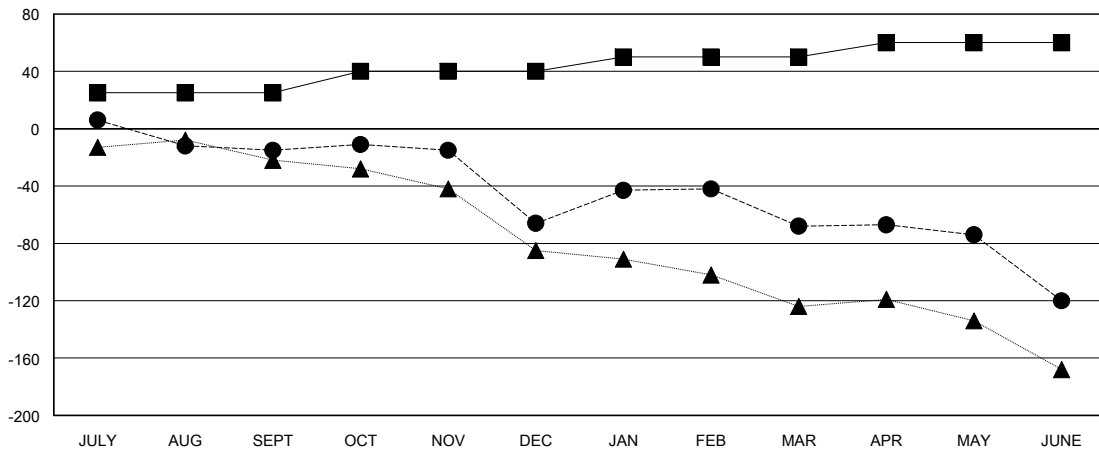
Clubs			
RESULTS FOR 2019-2020			
QUARTER	NEW CLUB GOAL	NEW CLUBS	DROPPED CLUBS
JULY/AUG/SEPT	1	0	0
OCT/NOV/DEC	0	0	3
JAN/FEB/MAR	0	1	0
APR/MAY/JUNE	0	0	2

Members			
RESULTS FOR 2019-2020			
QUARTER	MEMBER GROWTH NET GOAL	MEMBER GROWTH ACTUAL	DROPPED MEMBERS ACTUAL (including transfers)
JULY/AUG/SEPT	25	41	53
OCT/NOV/DEC	15	46	92
JAN/FEB/MAR	10	52	45
APR/MAY/JUNE	10	14	59

GOALS AND ACTUAL NEW CLUBS CUMULATIVE



GOALS AND ACTUAL MEMBERS CUMULATIVE



DROPPED CLUBS: 5	37 CLUBS OF 94 ADDED 1 OR MORE NEW MEMBERS	GENDER DISTRIBUTION MALE 1,287 (66.58%) FEMALE 646 (33.42%)
DROPPED MEMBERS DECEASED 31 CLUB CANCELLED 34 OTHER 184 TOTAL 249	CLICK HERE FOR CUMULATIVE MEMBERSHIP DATA	TOTAL FAMILY UNIT MEMBERS 414 FAMILY MEMBERS PAYING HALF DUES 213